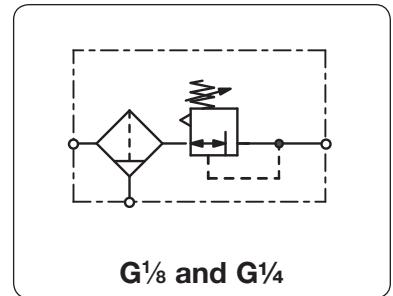


<b>Description</b>	Regulator of small and compact design, ideal for limited space conditions.		
<b>Media</b>	compressed air or non-corrosive gases		
<b>Supply pressure</b>	max. 11 bar for plastic bowl, max. 21 bar for metal bowl		
<b>Adjustment</b>	by plastic knob with snap-lock		
<b>Relieving function</b>	relieving		
<b>Gauge port</b>	G $\frac{1}{8}$ on both sides of the body, screw plugs supplied		
<b>Filter element</b>	20 $\mu$ m, optionally 5 $\mu$ m, made of polypropylene		
<b>Bowl</b>	plastic or metal version		
<b>Drainage</b>	manual drain as standard, for max. 21 bar semiautomatic drain as option, for max. 12 bar		
<b>Temperature range</b>	0 °C to 50 °C / 32 °F to 122 °F for plastic bowl and semiautomatic drain version 0 °C to 80 °C / 32 °F to 176 °F for metal bowl		
<b>Material</b>	Body: aluminium	Elastomer: NBR/Buna-N	Inner valve: brass
	Spring cage: glass fibre-reinforced plastic		
	Bowl: polyurethane or zinc die-cast		



Dimensions			Bowl	Flow	P <sub>1</sub>	Connection	Pressure	Order
A	B	C	design	rate	max.	thread	range	number
mm	mm	mm	made of	m <sup>3</sup> /h*1	l/min*1	bar	bar	

Miniature filter regulator			with manual drain, relieving, without gauge, filter element 20 $\mu$ m					B548		
40	152	86	plastic	0.04	27	450	11	G $\frac{1}{8}$	0.2...1.8	B548-01AHA
									0.2...4.0	B548-01AHB
									0.3...9.0	B548-01AHC
		metal	21	0.2...1.8	B548-01DHA					
				0.2...4.0	B548-01DHB					
				0.3...9.0	B548-01DHC					
40	152	86	plastic	0.04	27	450	11	G $\frac{1}{4}$	0.2...1.8	B548-02AHA
									0.2...4.0	B548-02AHB
									0.3...9.0	B548-02AHC
		metal	21	0.2...1.8	B548-02DHA					
				0.2...4.0	B548-02DHB					
				0.3...9.0	B548-02DHC					

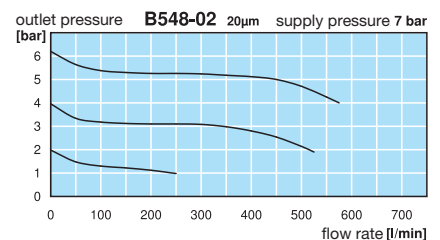
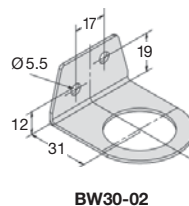
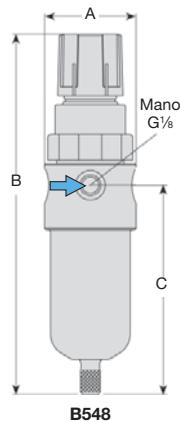


### Special options, add the appropriate letter

5 $\mu$ m filter element		B548-0..G.
NPT	connection thread	B548-0...N
non-relieving	without relieving function	B548-0...K
semiautomatic drain	RK500SY, max. 12 bar	B548-0...M

### Accessories

pressure gauge	Ø 40 mm, 0...*2 bar, G $\frac{1}{8}$	MA4001-...*2
mounting bracket	made of steel	BW30-02
mounting nut	made of plastic	M30x1,5K
	made of aluminium	M30x1,5A



\*1 at 7 bar supply pressure, 6 bar outlet pressure and 1 bar pressure drop  
\*2 02 = 0...2.5 bar, 04 = 0...4 bar, 10 = 0...10 bar

Extensions: see chapter for FRL service units  
Gauges: see chapter for measuring devices  
Spare parts: see separate spare parts list

PDF CAD  
www.aircom.net

Order example:  
**B548-01AHA**